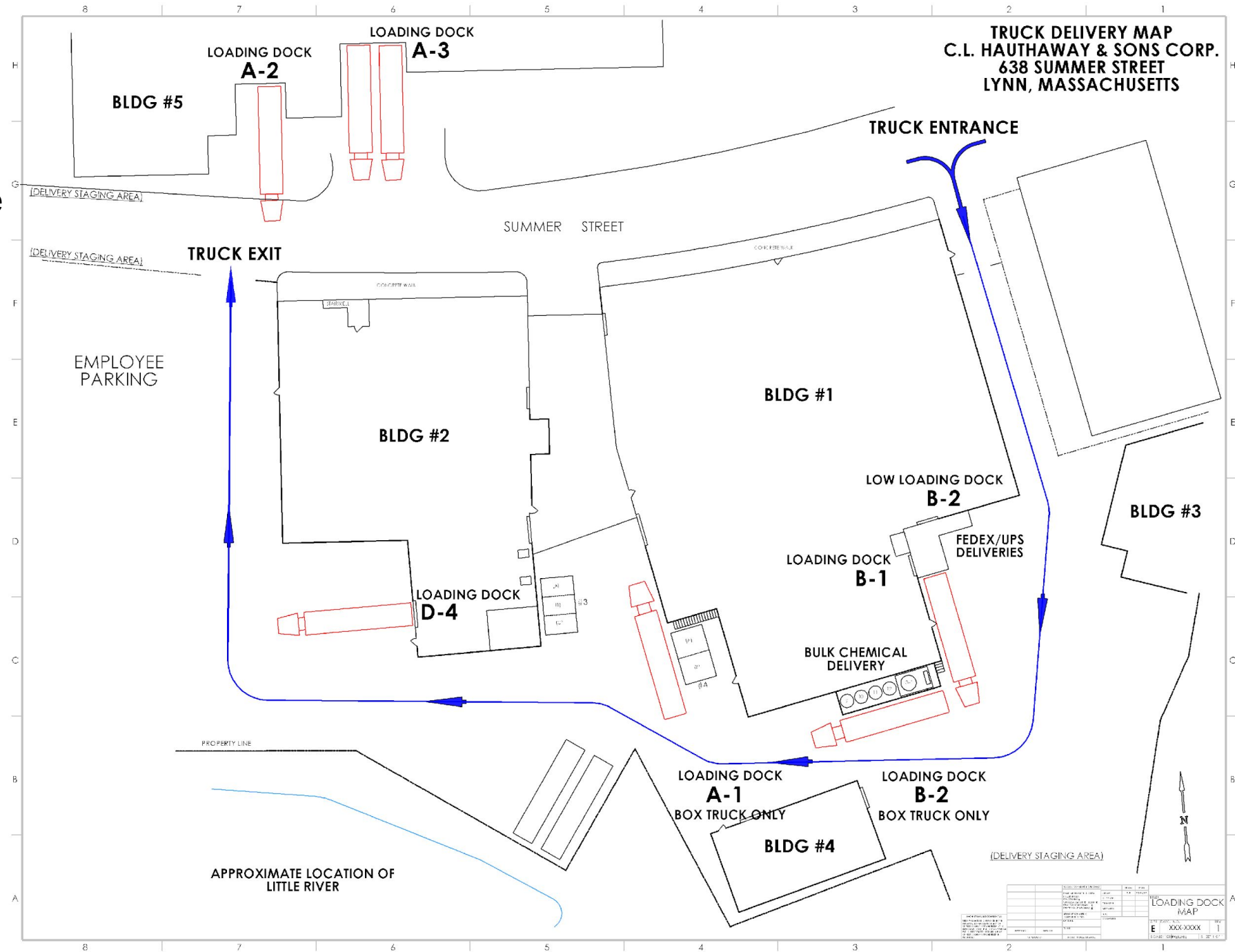


## Truck Delivery Map

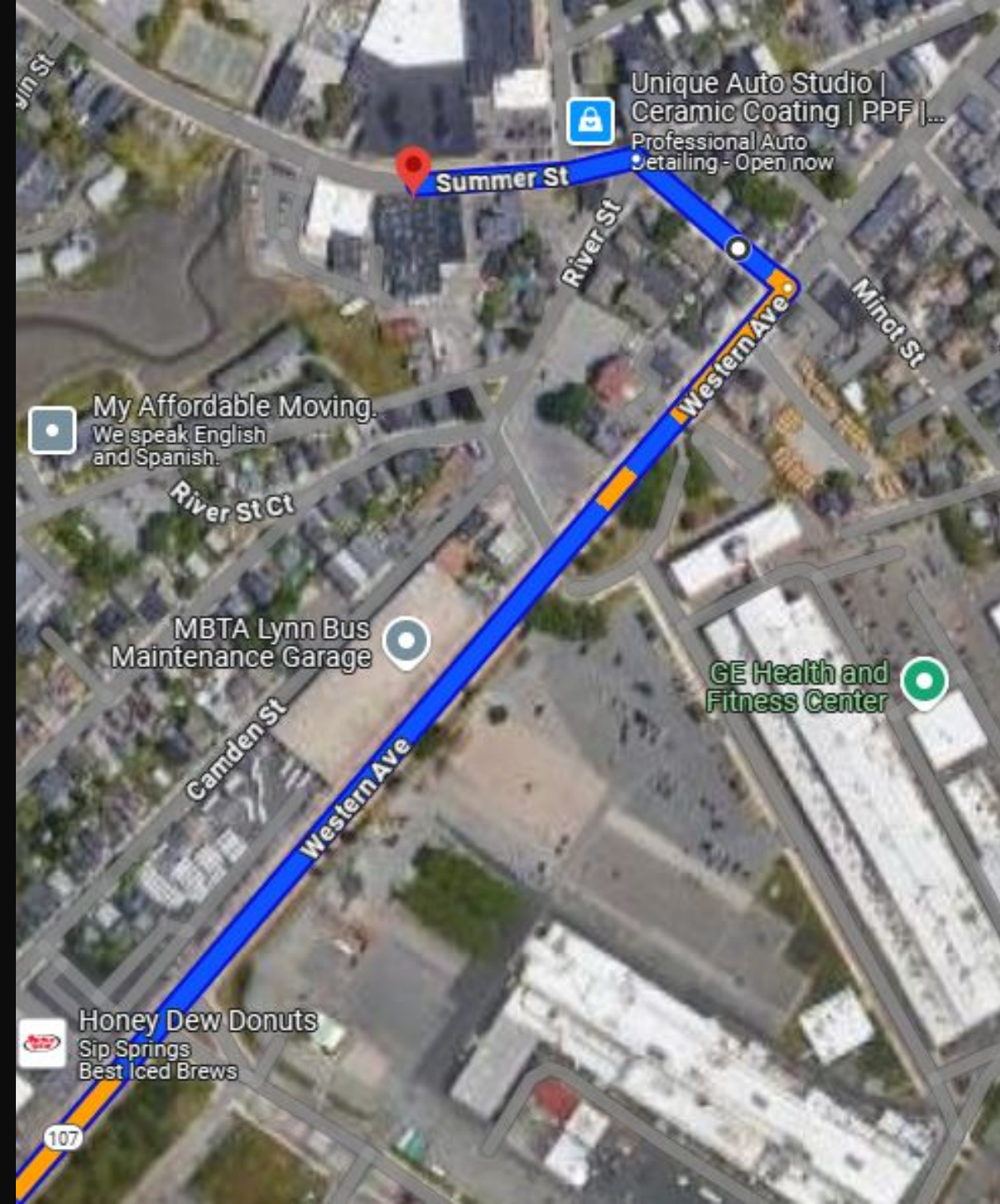
- You will need to know the **Building #** and **Loading Dock #**.



# Directions from Route 107 Revere

---

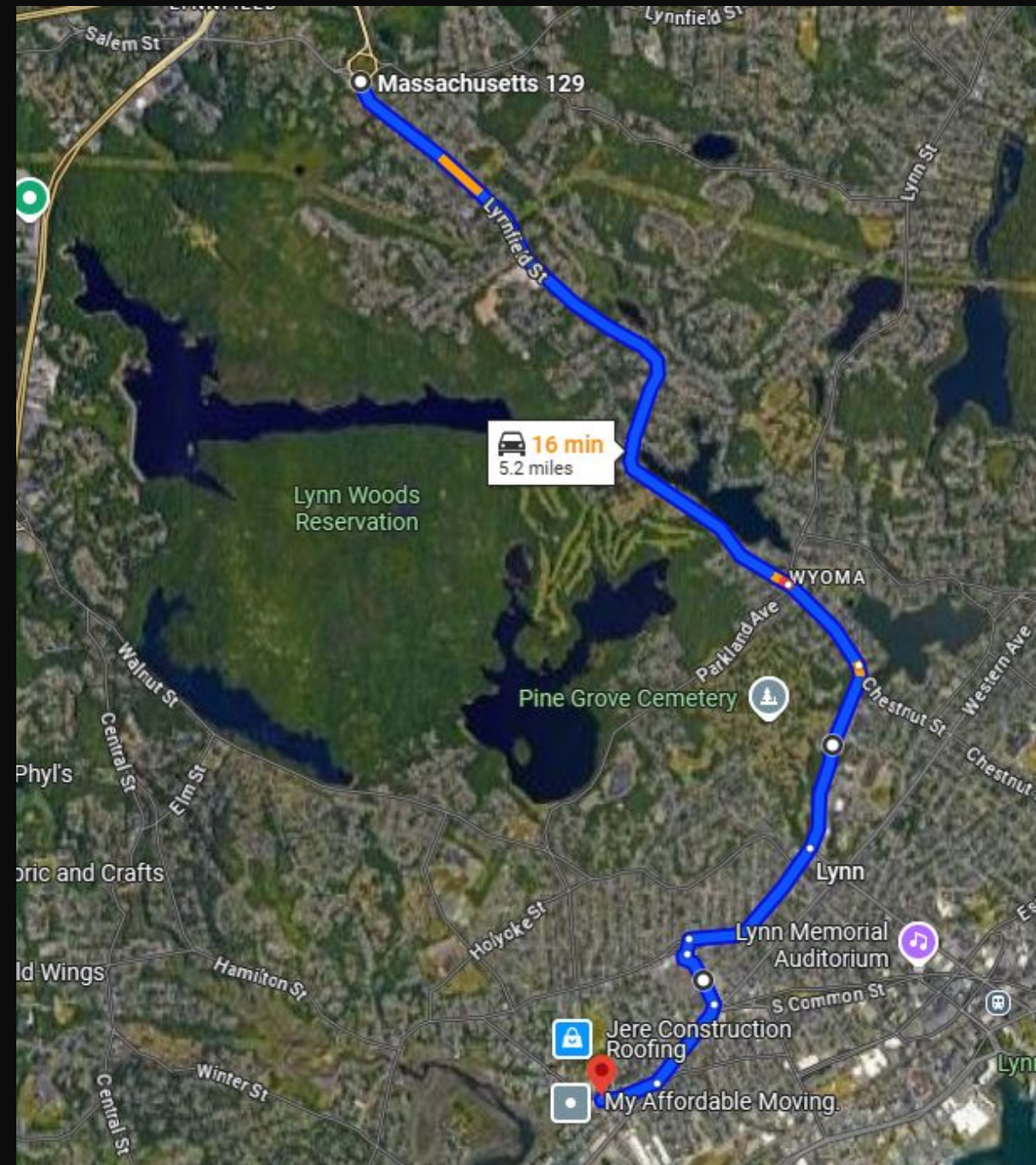
- Take Rte. 107 South, turns into Western Ave approximately 3 miles.
  - Over the GE bridge, GE will be on your right.
  - Take Left on Burns Street 400 ft.
  - Take Left on Summer Street 400 ft.
  - Hawthaway is on Left and Right. You will need to know the **Building #** and **Loading Dock #**.
  - Big Blue Building.
- 





# Directions from Rte. 95 North or South

- Exit Lynn Rte. 129 South toward Lynn.
- Enter Rotary and take exit for Rte. 129 South, turns into Broadway Street.
- Take Broadway Street approximately ½ mile and bear Right at the fork to Boston Street.
- Stay on Boston Street for 1 mile.
- Take a Left on Federal Street at set of lights after Stop & Shop on Left.
- Stay on Federal Street for ¼ mile.
- Take Right on Western Avenue.
- Stay on Western Avenue for approximately 1 mile.
- Take/Bear Right on Summer Street for ¼ mile.
- Hawthaway on Left and Right. You will need to know the **Building #** and **Loading Dock #**.
- Big Blue Building.





# Directions from Route 1 North or South

- From Rte. 1 N or S take Walnut Street to Lynn approximately 4 miles.
- Follow Walnut Street and then bear Left onto Linwood Road/ Forest Street.
- Turn Right onto N Franklin Street.
- Thru lights crossing Boston Street.
- Turn Right onto Western Ave.
- Take/Bear Right on Summer Street, approximately  $\frac{1}{4}$  mile.
- Hawthaway is on Left and Right. You will need to know the **Building #** and **Loading Dock #**.
- Big Blue Building.

